
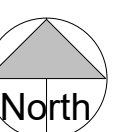


GROUND FLOOR GENERAL ARRANGEMENT

SCALE 1 : 100

GROUND FLOOR FFL = 21.500m



FIRST FLOOR GENERAL ARRANGEMENT

SCALE 1 : 100

FIRST FLOOR FFL = 25.680m

DO NOT SCALE FROM THIS DRAWING. USE FIGURED DIMENSIONS IN ALL CASES. VERIFY DIMENSIONS ON SITE AND REPORT ANY DISCREPANCIES TO THE DESIGNERS IMMEDIATELY.
THIS DRAWING TO BE READ IN CONJUNCTION WITH THE DESIGNERS SPECIFICATION.
© THIS DRAWING IS COPYRIGHT AND MAY ONLY BE REPRODUCED WITH THE DESIGNERS PERMISSION.

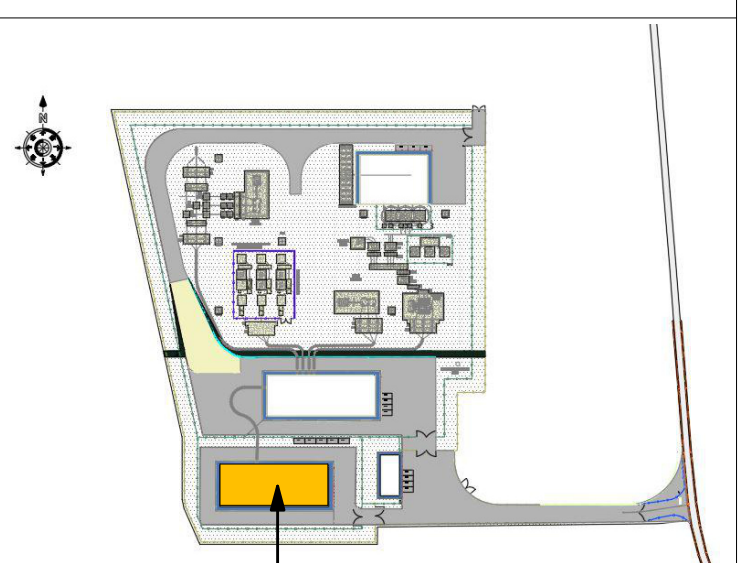
PLAN LEGEND:

	BLOCK WALL (WIDTH VARIES)
	CONCRETE WALL (WIDTH VARIES)
	CLADDING (COLOUR INDICATIVE ONLY)
	RAISED ACCESS FLOOR
	WALL CLADDING RAILS

NOTES:

- ALL CONSTRUCTION PRODUCTS COVERED BY A HARMONIZED EUROPEAN PRODUCT STANDARD SHALL HAVE DECLARATION OF PERFORMANCE AND A CE MARK IN COMPLIANCE WITH THE CONSTRUCTION PRODUCT REGULATION (EU) NO. 395/2011 CPR.
- ALL EXTERNAL STEELWORK GALVANISED TO IS EN ISO 1461.
- ALL COVERS, GRATINGS & FRAMES IN HARDSTANDING AREAS ARE TO BE A MINIMUM OF CLASS D400 DUCTILE IRON IN ACCORDANCE WITH BS EN 124
- ALL HATCHING IS INDICATIVE ONLY
- ALL CLADDING, DOORS, LOUVERS & VENTS TO BE RAL6007, BOTTLE GREEN IN COLOUR

KEY PLAN:



ESB 220kV GIS BUILDING LOCATION (NTS)

02	28.11.24	ISSUED FOR PLANNING	EP	IB
01	18.11.24	ISSUED FOR PLANNING	EP	IB
REV	DATE	DESCRIPTION	BY	APP
PROJECT:				

SCEIRDE ROCKS OFFSHORE WIND FARM

TITLE:
PROPOSED LAYOUT ESB 220kV GIS BUILDING

CLIENT:



DRAWN: TM	CHECKED: EP	APPROVED: IB
PROJECT NUMBER: 24204	DATE: NOV' 2024	SCALE @ A1: 1 : 100
STATUS DESCRIPTION: FOR PLANNING		STATUS: S4
DRAWING NUMBER: IRE1-HMV-ONS-EL-PD-1004		REV: 02